












## Part 1 – Overview

<b>Assessment No.</b>		<b>Assessment Date</b>	May 2024	<b>Review Period</b>	12 Months
<b>Assessor Name</b>	Alan Sharman	<b>Position</b>	SKA Health and Safety advisor		
<b>Product Name</b>	Biopren 6 EC bed bug and flea killer concentrate	<b>Manufacturer Details</b>	Bábolna Környezetbiológiai Központ Kft. Adress: H-1107 Budapest, Szállás u. 6. Tel.: (36-1) 432-0400 Fax.: (36-1) 432-0401 e-mail: info@babolna-bio.com		
<b>Location of Use</b>	Various locations	<b>Description of activity or work process that the product is used</b>	Bed bug and flea killer		

## Part 2 – Evaluation

<b>Persons at Risk</b>	Employees	✓	Contractors	✓	Visitors	✓	Public	✓	Other	
<b>Route of Exposure</b>	Inhalation	✓	Ingestion	✓	Skin Contact	✓	Eye Contact	✓	Injection	

Hazard Symbols										
										
Explosive	Flammable	Oxidising	Corrosive	Acute toxicity	Hazardous to the environment	Health hazard	Serious health hazard	Gas under pressure		

Hazard Statements	Precautionary Statements
<ul style="list-style-type: none"> <li>H304 May be fatal if swallowed and enters airways.</li> <li>H318 Causes serious eye damage.</li> <li>H317 May cause allergic skin reaction H410 Very toxic to aquatic life with long lasting effects.</li> </ul>	<ul style="list-style-type: none"> <li>P280 Wear protective gloves/protective clothing/eye protection.</li> <li>P301 + P310 IF SWALLOWED: Immediately call a POISON CENTER or doctor.</li> <li>P302+P352 IF ON SKIN: Wash with plenty of water</li> </ul>















## Part 3 – Control Measures

First Aid Measures			
Inhalation	Remove the wounded to fresh air, loosen the tight clothes, rest and keep warm. Get medical attention if feel unwell.		
Ingestion	<b>Do NOT induce vomiting.</b> Wash the conscious person's mouth with plenty of water.		
Skin Contact	Remove the contaminated clothes; wash thoroughly with plenty of water then rinse with soap and water.		
Eye Contact	Wash out with plenty of water for a few minutes; remove the contact lenses if it's easily possible. Seek an optometrist in case of bulging, redness, and bleary eyes.		
Injection	N/A		
General	<p>Most important symptoms and effects:</p> <p>Inhalation: Coughing, dizziness, headache, nausea.</p> <p>Skin contact: Eye contact: Ingestion: Prolonged or repeated contact may cause skin dryness or cracking. Redness, stinging feeling, blurred vision. Nausea, vomiting, abdominal pain. Symptoms of lung exposure: Coughing, choking, wheezing, chest pain, shortness of breath, fever, medical treatment Immediately get medical attention in case of ingestion!</p>		
Fire Precautions	<ul style="list-style-type: none"> <li><b>Use:</b> Chemical powder, carbon dioxide, alcohol resistant foam, water mist. Use water jet to cool containers.</li> <li><b>Do Not Use:</b> strong water jet.</li> </ul>	Spillage (accidental release)	<ul style="list-style-type: none"> <li>In case of small leakages (1-2 bottles) the room should be ventilated, and the liquid released should be collected using absorbing substances, and then the place should be washed.</li> </ul>
Handling	<ul style="list-style-type: none"> <li>Keep away from heat, spark and other sources of ignition! Use in a well-ventilated place, do not inhale the spray. Eliminate food and feed before treatment. Do not eat, drink or smoke during work. Wash hands and face after work.</li> </ul>	Storage	<ul style="list-style-type: none"> <li>Store in a well-ventilated room. Keep away from heat, flames, other sources of ignition. Keep away from food, feed!</li> </ul>



Workplace Exposure Limits (WEL)				
Ingredient	8-hour (long term exposure limit)		15-minute (short term exposure limit)	
	ppm	mg/m <sup>3</sup>	ppm	mg/m <sup>3</sup>
<b>Active Ingredients (if not identified with a WEL)</b>				
Exposure limits: 25/2000. (IX. 30.) EÜM-SZCSM Regulation –Chemical Safety of Workplaces. Not regulated. There is no need for additional biological limits.				

Personal Protective Equipment											
											
Glasses	Goggles	Face Shield	Dust Mask	Half Mask RPE	Full Face RPE	Air Fed RPE / SCBA	Gloves	Boots	Apron	Coveralls	Lab / Chefs Coat
EN166			FFP3				EN388	EN ISO 20345:2011			
Other:											
Physical State of Product:		Liquid									
Disposal	<ul style="list-style-type: none"> <li><b>Hazardous</b> The remained mixture and the packaging should be treated and disposed as a dangerous waste. Recommended disposal: burning.</li> </ul>					Transport	<ul style="list-style-type: none"> <li><b>Do not transport in open containers.</b></li> </ul>				



<p><b>Local Exhaust Ventilation</b></p>	<ul style="list-style-type: none"> <li>• Only use in well ventilated areas.</li> </ul>	<p><b>Monitoring Requirements</b></p>	<ul style="list-style-type: none"> <li>• <b>(Task based &amp; Occupational Health)</b></li> <li>• e.g. confined space and specific control measures</li> <li>• specifically, state whether or not occupational health surveillance is required and what type e.g. <b>personal air monitoring, medical questionnaires, urine sampling, dip slide tests, etc.</b></li> </ul>
<p><b>Training Requirements</b></p>	<ul style="list-style-type: none"> <li>• Only properly trained and authorised personnel shall handle the substance.</li> <li>• Communicate all relevant COSHH assessments, risk assessments and method statements</li> </ul>	<p><b>Additional Controls</b></p>	<ul style="list-style-type: none"> <li>• N/A</li> </ul>



## Part 4 - Completion

Additional Comments

<b>Endorsed By:</b>	Alan Sharman	<b>Position:</b>	SKA Advisor	<b>Date:</b>	May 2024
---------------------	--------------	------------------	-------------	--------------	----------

<b>Reviewed By:</b>		<b>Position:</b>		<b>Date:</b>	
<b>Reviewed By:</b>		<b>Position:</b>		<b>Date:</b>	
<b>Reviewed By:</b>		<b>Position:</b>		<b>Date:</b>	
<b>Reviewed By:</b>		<b>Position:</b>		<b>Date:</b>	