












Part 1 – Overview

Assessment No.	COSHH 016	Assessment Date	December 2021	Review Period	12 Months
Assessor Name	Jonathan Ely	Position	Health & Safety Advisor		
Product Name	Difenacoum Wax Block	Manufacturer Details	1Env International		
Location of Use	Where required	Description of activity or work process that the product is used	Biocidal bait (rats & mice).		

Part 2 – Evaluation

Persons at Risk	Employees	✓	Contractors	✓	Visitors	✓	Public	✓	Other	✓
Route of Exposure	Inhalation	✓	Ingestion	✓	Skin Contact	✓	Eye Contact	✓	Injection	

Hazard Symbols

								
Explosive	Flammable	Oxidising	Corrosive	Acute toxicity	Hazardous to the environment	Health hazard	Serious health hazard	Gas under pressure
Hazard Statements					Precautionary Statements			
EUH208 Contains 1, 2- Benzisothiazolin-3-one. May produce an allergic reaction, H360D May damage the unborn child, H373 May cause damage to organs (Blood) through prolonged or repeated exposure.					P201 Obtain special instructions before use, P202 Do not handle until all safety precautions have been read and understood, P260 Do not breathe dust, P280 Wear protective gloves, P308+P313 If exposed or concerned, seek medical advice, P314 Get medical advice/ attention if you feel unwell, P405 Store locked up, P501 Dispose of contents/ container in accordance with national regulations.			















Part 3 – Control Measures

First Aid Measures			
Inhalation	Unlikely to present an inhalation hazard unless excessive dust is present. Move to fresh air. Obtain medical advice immediately. Move affected person to fresh air and keep warm and at rest in a position comfortable for breathing. Loosen tight clothing such as collar, tie or belt. Get medical attention if symptoms are severe or persist.		
Ingestion	NEVER INDUCE VOMITING. Rinse mouth and seek medical advice.		
Skin Contact	May cause irritation to susceptible persons. Immediately take off all contaminated clothing. Wash immediately with plenty of soap and water and seek medical advice.		
Eye Contact	May cause eye irritation to susceptible persons. Rinse immediately with plenty of water and seek medical advice. Rinse cautiously with water for several minutes. Get medical attention if irritation persists after washing.		
Injection	Nil		
General	<p>General information: In case of accident, or if you feel unwell, seek medical advice (show the label where possible).</p> <p>Advice for Medical Doctors: Difenacoum is an indirect anti-coagulant. Phytomenadione, Vitamin K, is antidotal. Determine prothrombin time not less than 18 hours after consumption. If elevated, administer Vitamin K1 until prothrombin time normalises. Continue determination of prothrombin time for two weeks after withdrawal of antidote and resume treatment if elevation occurs in that time.</p> <p>First aiders: First aid personnel should wear appropriate protective equipment during any rescue.</p>		
Fire Precautions	<p>Suitable extinguishing agents: Keep fire exposed containers cool by spraying with water. Appropriate fire extinguishers are CO2, Powder or Alcohol resistant foam. Use extinguishing media appropriate to the surrounding conditions. Do not use water jet as an extinguisher, as this will spread the fire.</p> <p>Special hazards arising from the substance or mixture: Formation of toxic gases may occur if heated.</p> <p>Protective equipment: Avoid breathing fire gases or vapours. Evacuate area. Cool containers exposed to heat with water spray and remove them from the fire area if it can be done without risk. Cool containers exposed to flames with water until well after the fire is out.</p> <p>Wear positive-pressure self-contained breathing apparatus (SCBA) and appropriate protective clothing. Firefighter's clothing conforming to European standard EN469 (including helmets, protective boots and gloves) will provide a basic level of protection for chemical incidents.</p>	<p>Spillage (accidental release)</p>	<p>Environmental precautions: Avoid discharge into drains or watercourses or onto the ground.</p> <p>Methods and material for containment and cleaning up: Wear protective clothing as described in Section 8 of this safety data sheet. Clear up spills immediately and dispose of waste safely. Collect spillage with a shovel and broom, or similar and reuse, if possible. Collect and place in suitable waste disposal containers and seal securely. Flush contaminated area with plenty of water. Wash thoroughly after dealing with a spillage.</p>



Handling	Read and follow manufacturer's recommendations. Wear protective clothing as described in Section 8 of this safety data sheet. Keep away from food, drink and animal feeding stuffs. Keep container tightly sealed when not in use. Keep away from heat, hot surfaces, sparks, open flames and other ignition sources. No smoking. Wash promptly if skin becomes contaminated. Take off contaminated clothing. Wash contaminated clothing before reuse.	Storage	Keep out of the reach of children. Keep away from food, drink and animal feeding stuffs. Keep only in the original container. Keep container tightly closed, in a cool, well-ventilated place. Keep containers upright. Protect containers from damage.
-----------------	--	----------------	---

Workplace Exposure Limits (WEL)				
Ingredient	8-hour (long term exposure limit)		15-minute (short term exposure limit)	
	Sucrose	- ppm	10 mg/m ³	- ppm
Propane-1,2-diol (particulates)	- ppm	10 mg/m ³	- ppm	- mg/m ³
Propane-1,2-diol (total vapour & particulates)	150ppm	474 mg/m ³	- ppm	- mg/m ³
Paraffin Wax (solid)	- ppm	2 mg/m ³	- ppm	6 mg/m ³
Paraffin Wax (fume)	- ppm	2 mg/m ³	- ppm	6 mg/m ³
Active Ingredients (if not identified with a WEL)				
Difenacoum				

Personal Protective Equipment											
											
Glasses	Goggles	Face Shield	Dust Mask	Half Mask RPE	Full Face RPE	Air Fed RPE / SCBA	Gloves	Boots	Apron	Coveralls	Lab / Chefs Coat
			As required by task	As required by task			EN374	As required by task	As required by task	As required by task	
Other:	Keep away from foodstuffs, beverages and feed. Wash hands before breaks and at the end of work.										
Physical State of Product:	Solid										



Disposal	Dispose of in accordance with national and local regulations. Empty containers can be sent to landfill after cleaning if in compliance with local and national regulations.	Transport	Do not transport in open containers. Do not transport off premise.
Local Exhaust Ventilation	Only use in well ventilated areas.	Monitoring Requirements	Nil
Training Requirements	Only properly trained and authorised personnel shall handle the substance. Communicate all relevant COSHH assessments, risk assessments and method statements	Additional Controls	Handle in accordance with good hygiene and safety practice. Wearing of closed work clothing is recommended. Avoid contact with the skin, eyes and clothing. Store work clothing separately.

Part 4 - Completion

Additional Comments

Endorsed By:		Position:		Date:	
---------------------	--	------------------	--	--------------	--

Reviewed By:		Position:		Date:	
Reviewed By:		Position:		Date:	
Reviewed By:		Position:		Date:	
Reviewed By:		Position:		Date:	