



Part 1 – Overview

Assessment No.	COSHH 002	Assessment Date	December 2021	Review Period	12 Months
Assessor Name	Jonathan Ely	Position	Health & Safety Advisor		
Product Name	Flying Insect Killer	Manufacturer Details	Bayer Environmental Science		
Location of Use	Confined space indoors	Description of activity or work process that the product is used	Pressurised Container Pesticide		

Part 2 – Evaluation

Persons at Risk	Employees	✓	Contractors	✓	Visitors	✓	Public	✓	Other	
Route of Exposure	Inhalation	✓	Ingestion		Skin Contact	✓	Eye Contact	✓	Injection	

Hazard Symbols

								
Explosive	Flammable	Oxidising	Corrosive	Acute toxicity	Hazardous to the environment	Health hazard	Serious health hazard	Gas under pressure



Hazard Statements	Precautionary Statements
<p>H222 Extremely flammable aerosol, H229 Pressurised container: May burst if heated, H410 Very toxic to aquatic life with long lasting effects, P101 If medical advice is needed, have product container or label at hand, P102 Keep out of reach of children, P210 Keep away from heat, sparks, open flames, hot surfaces - No smoking, P211 Do not spray on an open flame or other ignition source, P251 Pressurised container: Do not pierce or burn, even after use, P260 Do not breathe spray, P273 Avoid release to the environment, P410/P412 Protect from sunlight. Do not expose to temperatures exceeding 50 °C/122 °F, P501 Dispose of contents/container to normal household waste. However, if used in a place of work any product and empty container must be disposed of as controlled waste.</p>	<p>Respiratory Protection: No personal respiratory protective equipment normally required. Respiratory protection should only be used to control residual risk of short duration activities, when all reasonably practicable steps have been taken to reduce exposure at source e.g. containment and/or local extract ventilation. Always follow respirator manufacturer's instructions regarding wearing and maintenance.</p> <p>Hand protection: Wear CE Marked (or equivalent) nitrile rubber gloves (minimum thickness 0,40 mm). Wash when contaminated. Dispose of when contaminated inside, when perforated or when contamination outside cannot be removed. Wash hands always before eating, drinking, smoking or using the toilet.</p> <p>Eye protection: Wear goggles conforming to EN166 (Field of Use 5 or equivalent).</p> <p>Skin and body protection: Wear standard coverall and type 6 suit. Wear two layers of clothing wherever possible. Polyester/cotton or cotton overalls should be worn under chemical protection suit and should be professionally laundered frequently.</p> <p>Hygiene measures: Avoid contact with skin, eyes and clothing. Keep working clothes separately. Wash hands before breaks and immediately after handling the product. Remove soiled clothing immediately and clean thoroughly before using again. Garments that cannot be cleaned must be destroyed (burnt).</p>

Part 3 – Control Measures













First Aid Measures	
Inhalation	Move to fresh air. Keep patient warm and at rest. Call a physician or poison control centre immediately
Ingestion	Nil
Skin Contact	Remove affected clothing and wash all exposed skin area with mild soap and water, followed by warm water rinse. Get medical attention if irritation develops and persists.
Eye Contact	Rinse immediately with plenty of water, also under the eyelids, for at least 15 minutes. Remove contact lenses, if present, after the first 5 minutes, then continue rinsing eye. Get medical attention if irritation develops and persists.
Injection	Nil
General	Move out of dangerous area. Never give anything by mouth to an unconscious person. If you feel unwell, seek medical advice (show the label where possible).
Symptoms & Treatment	Treat symptomatically. Not expected to present a significant hazard under anticipated conditions of normal use. If you feel unwell, seek medical advice.



<p>Fire Precautions</p>	<p>Suitable Extinguishing Media: Use water spray, alcohol-resistant foam, dry chemical or carbon dioxide. Extinguishing media which should not be used for safety reasons: High volume water jet Special protective equipment for fire-fighters: Use water spray or fog for cooling exposed containers. Exercise caution when fighting any chemical fire. Prevent firefighting water from entering the environment. Do not enter fire area without proper protective equipment, including respiratory protection. Do not allow run-off from firefighting to enter drains or water courses</p>	<p>Spillage (accidental release)</p>	<p>For non-emergency personnel emergency procedures: Evacuate unnecessary personnel. For emergency responders' protective equipment: Equip cleanup crew with proper protection. Emergency procedures: Ventilate area. Environmental precautions: Prevent entry to sewers and public waters. Avoid release to the environment. Methods for cleaning up: Soak up spills with inert solids, such as clay or diatomaceous earth as soon as possible. Collect spillage. Store away from other materials.</p>
<p>Handling</p>	<p>Advice on safe handling: No specific precautions required when handling unopened packs/containers; follow relevant manual handling advice. Ensure adequate ventilation. Advice on protection against fire and explosion: The product is extremely flammable. Vapours may form explosive mixture with air. Fire or intense heat may cause violent rupture of packages. Keep away from heat and sources of ignition.</p>	<p>Storage</p>	<p>Requirements for storage areas and containers: Store in original container and out of the reach of children, preferably in a locked storage area. Keep away from direct sunlight. Protect from freezing. Keep containers tightly closed in a dry, cool and well-ventilated place. Advice on common storage: Keep away from food, drink and animal feeding stuffs. Storage stability: Storage temperature < 50 °C Suitable materials: Tinsplate with interior lacquer</p>

Workplace Exposure Limits (WEL)				
Ingredient	8-hour (long term exposure limit)		15-minute (short term exposure limit)	
Nil	Nil	Nil	Nil	Nil
Active Ingredients (if not identified with a WEL)				
Nil				



Personal Protective Equipment											
											
Glasses	Goggles	Face Shield	Dust Mask	Half Mask RPE	Full Face RPE	Air Fed RPE / SCBA	Gloves	Boots	Apron	Coveralls	Lab / Chefs Coat
	EN166										
Other:	Maintain good ventilation. Do not eat, drink or smoke during use.										
Physical State of Product:		Aerosol									
Disposal	<p>Product: Disposal of the liquid product when not contained in the aerosol container by incineration in an appropriately licensed commercial incinerator. Advice may be obtained from the local waste regulation authority (part of the Environment Agency in the UK).</p> <p>Contaminated packaging: Ensure aerosol container is empty before disposal. Dispose of empty and cleaned packaging safely.</p> <p>Waste key for the unused product: 160504 gases in pressure containers (including halons) containing dangerous substances</p>					Transport	<ul style="list-style-type: none"> Do not transport in open containers. Do not transport off premise. 				
Local Exhaust Ventilation	<ul style="list-style-type: none"> Only use in well ventilated areas. 					Monitoring Requirements	Nil				
Training Requirements	<ul style="list-style-type: none"> Only properly trained and authorised personnel shall handle the substance. Communicate all relevant COSHH assessments, risk assessments and method statements 					Additional Controls	Nil				



Part 4 - Completion

Additional Comments

Endorsed By:		Position:		Date:	
---------------------	--	------------------	--	--------------	--

Reviewed By:		Position:		Date:	
---------------------	--	------------------	--	--------------	--

Reviewed By:		Position:		Date:	
---------------------	--	------------------	--	--------------	--

Reviewed By:		Position:		Date:	
---------------------	--	------------------	--	--------------	--

Reviewed By:		Position:		Date:	
---------------------	--	------------------	--	--------------	--